



We do our best to provide the most accurate dimensions. However, as with all handcrafted products, dimensions are approximate.

ANDERSON

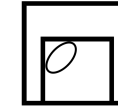
3300

Features your favorite sectional pieces, sofa, loveseat, chair & 1/2, and large ottoman.

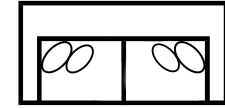
The Alex swivel chair (2350) is featured in the above image.

3300: Available in fabric types: 1, 6, 11, 12, 14; Chair and Ottoman also type 22

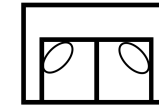
AVAILABLE PIECES



3300-04
Chair & 1/2
W-46 D-43



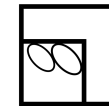
3305
Sofa
W-88 D-43



3306
Loveseat
W-64 D-43



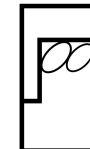
3300-10
Large Ottoman
W-38 D-24



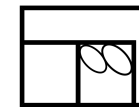
-22
Corner Wedge
W-43 D-43



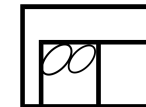
-05
RAF Chaise Lounge
W-32 D-65



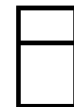
-06
LAF Chaise Lounge
W-32 D-65



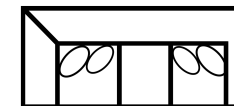
-27
RAF Loveseat
W-57 D-43



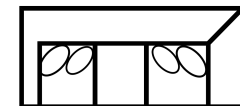
-28
LAF Loveseat
W-57 D-43



-39
Armless Chair
W-25 D-43

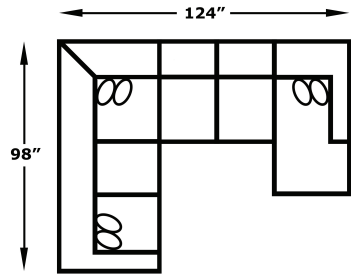


-63
RAF Corner Sofa
W-98 D-43

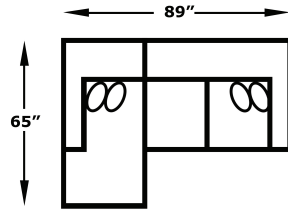


-64
LAF Corner Sofa
W-98 D-43

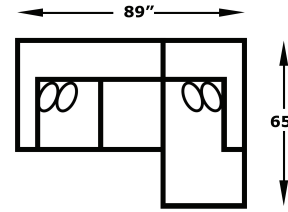
CONFIGURATIONS



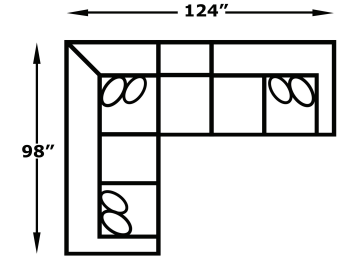
-64, -39, -39, -05



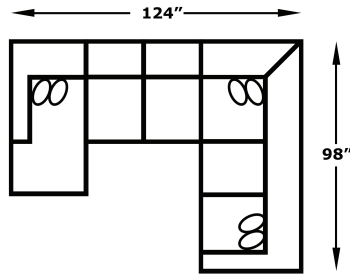
-06, -27



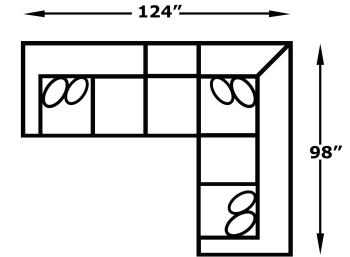

-28, -05



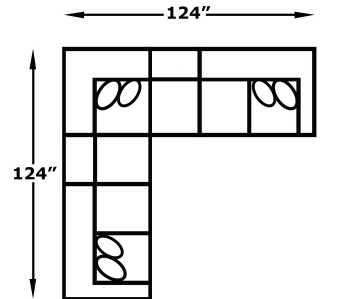
-64, -39, -27



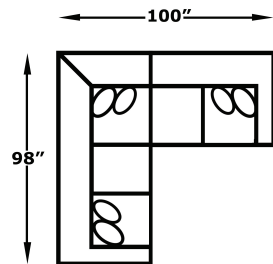
-06, -39, -39, -63



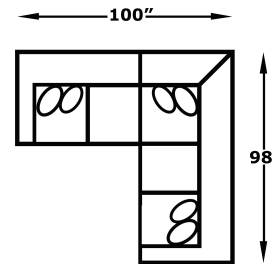
-28, -39, -63



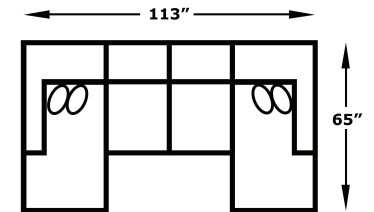
-28, -39, -22, -39, -27



-64, -27



-28, -63



-06, -39, -39, -05